

THIS DOCUMENT IS THE PROPERTY OF FABCO INDUSTRIES AND IS CONVEYED WITH THE EXPRESS CONDITION THAT IT AND THE INFORMATION CONTAINED IN IT ARE NOT TO BE USED, DISCLOSED, OR REPRODUCED IN WHOLE OR IN PART, FOR ANY PURPOSE WITHOUT THE EXPRESS WRITTEN CONSENT OF FABCO INDUSTRIES, AND THAT NO RIGHT IS GRANTED TO DISCLOSE OR SO USE ANY INFORMATION CONTAINED IN SAID DOCUMENT.

REVISIONS			
REV	DESCRIPTION	DATE	APPROVED
A	FIRST RELEASE	2/9/09	

NOTES:

- 1.0 MATERIALS:
 - 1.1 VAULT:
 - 1.1.1 REINFORCEMENT STEEL: NYS DOT 709.04 GRADE 60, ASTM A-615 OR EQUIVALENT.
 - 1.1.2 CONCRETE MATERIALS: NYS DOT STANDARD SPECIFICATION SECTION 704-03 PRECAST CONCRETE GENERAL, EXCEPT THE CONCRETE SHALL HAVE A MINIMUM COMPRESSIVE STRENGTH OF 28 MPa AT THE END OF 28 DAYS.
 - 1.2 ACCESS MANHOLES: ASTM-A-48, CLASS 35B GRAY IRON OR ASTM A536, GRADE 80-55-06 DUCTILE IRON.
 - 1.3 FILTER HOUSING: AASHTO TYPE 'S' OR TYPE 'D', ADS N-12 (HDPE) PIPE OR EQUAL.
 - 1.4 HELICAL FILTER ELEMENTS: CRS WIRE FRAME W/TREATED OPEN-CELL FOAM OR NON-WOVEN POLYPROPYLENE SHEET COVER.
- 2.0 CONCRETE STRUCTURE DESIGNED TO MEET OR EXCEED H-20 LOAD RATING.
- 3.0 PERFORMANCE CHARACTERISTICS (REF):
 - 3.1 FILTERED FLOW RATE: 3 CFS (1350 GPM)
 - 3.2 BYPASS FLOW RATE (MIN): 34 CFS (15260 GPM)
- 4.0 ACCESS MANHOLES ARE SUPPLIED SEPARATELY WITH THE STORMSAFE. ALTERNATE (LARGER) ACCESS HATCHES ARE AVAILABLE IF LIGHT DUTY OR PEDESTRIAN LOAD RATINGS ARE ACCEPTABLE BY THE PROJECT ENGINEER. EJIW #1581 & EJIW #1480 CASTINGS ARE RECOMMENDED FOR REPEATED VEHICULAR TRAFFIC AND CONFORM TO AASHTO M306 STANDARDS. FINAL MANHOLE OR ACCESS HATCH INSTALLATION, AND ADJUSTMENT TO GRADE, SHALL BE PERFORMED BY QUALIFIED PERSONNEL.
- 5.0 EXCAVATION, DEWATERING, DRAINAGE FILL, AND BACK FILL OPERATIONS SHALL BE PERFORMED IN ACCORDANCE WITH OSHA AND LOCAL REGULATIONS.
- 6.0 THE CONTRACTOR SHALL VERIFY THAT THE UNIT IS VERTICALLY AND HORIZONTALLY PLUMB AND STABLE, WITH MINIMUM VOIDS AND MINIMUM UN-COMPACTED SOIL AFTER BACK FILL OPERATION.
- 7.0 AFTER REMOVING SKIN-KNOCKOUT FROM VAULT, CONNECT EXISTING PIPE TO STORMSAFE INLET AND OUTLET PORTS WITH APPROVED MATERIALS IN ACCORDANCE WITH PIPE MANUFACTURERS INSTRUCTIONS. STORMSAFE "INLET" AND "OUTLET" PORTS ARE CLEARLY LABELED WITH BLACK PAINT. INLET AND OUTLET PIPE TO BE ALIGNED FLUSH WITH RESPECTIVE INTERIOR VAULT WALLS.
- 8.0 MAINTENANCE AND HELICAL FILTER REPLACEMENT INSTRUCTIONS ARE PROVIDED SEPARATELY AND ARE SITE SPECIFIC.
- 9.0 HELICAL FILTER REPLACEMENT (IN GENERAL): FOR BEST PERFORMANCE REPLACE HELICAL FILTERS IAW FABCO RECOMMENDATIONS. HIGH CONTAMINANT LOCATIONS MAY REQUIRE MORE FREQUENT FILTER REPLACEMENT. REMOVE ANY DEBRIS OR HEAVY SEDIMENT FROM THE INFLUENT CHAMBER. REMOVE THE INLET DIFFUSER AND SLIDE EACH HELICAL FILTER SEGMENT OUT OF THE FILTER HOUSINGS. INSERT THE REPLACEMENT HELICAL FILTERS. EACH HOUSING REQUIRES FIVE (5) HELICAL FILTER SEGMENTS. DISPOSE OF USED FILTER MEDIA IN ACCORDANCE WITH LOCAL REGULATION.
- 10.0 VALUES TO BE DETERMINED (TBD) BASED ON SITE SPECIFIC DATA AS REFERENCED IN TABLE 1.

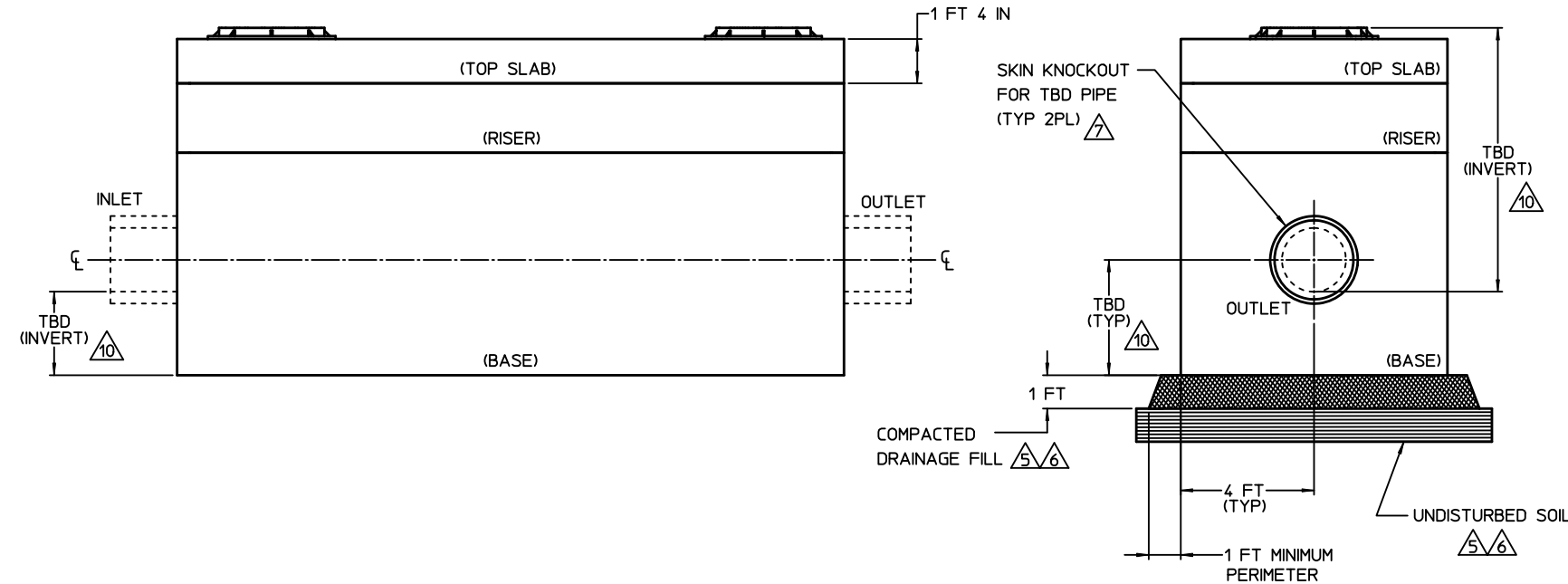
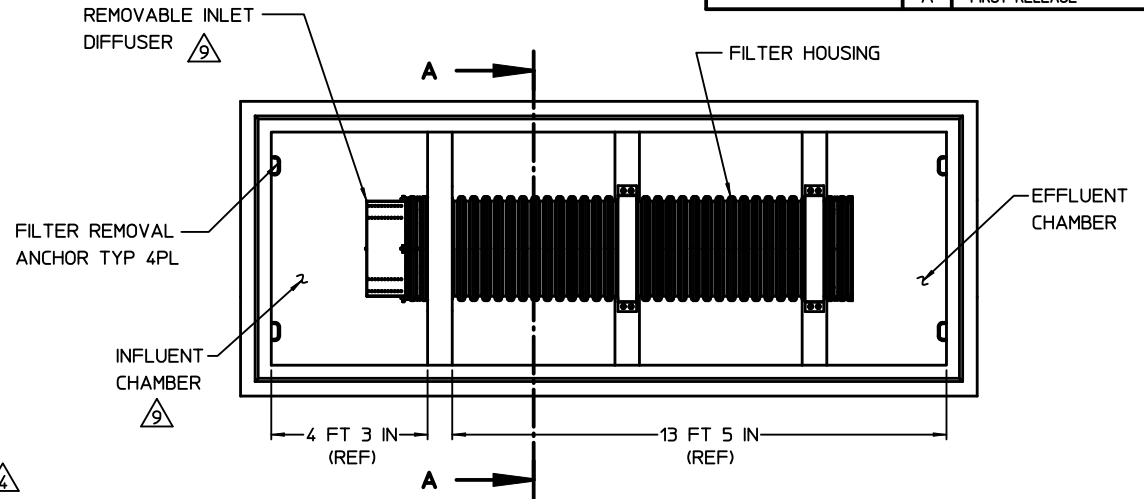
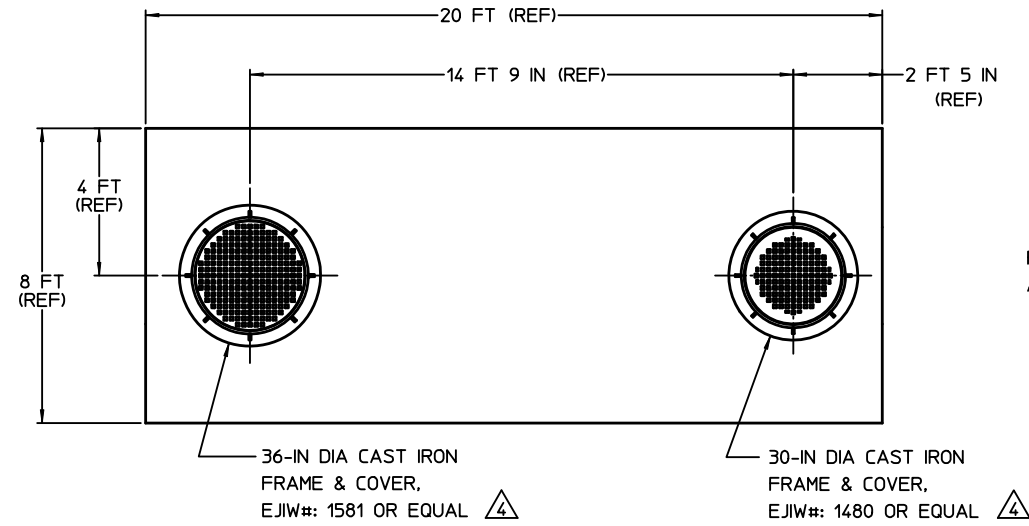
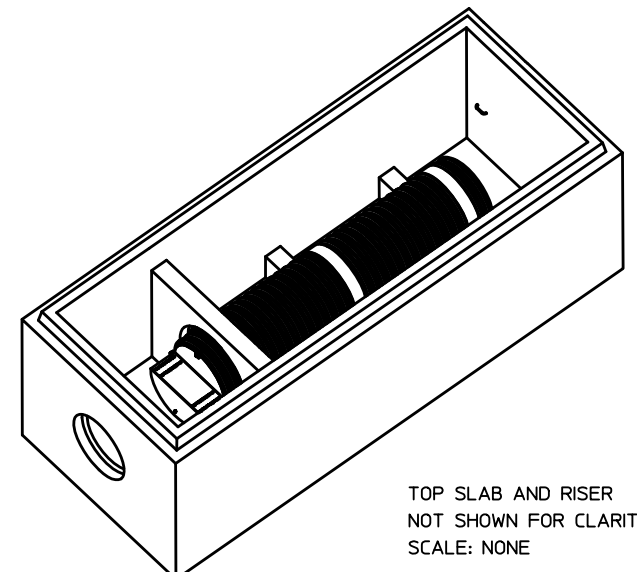
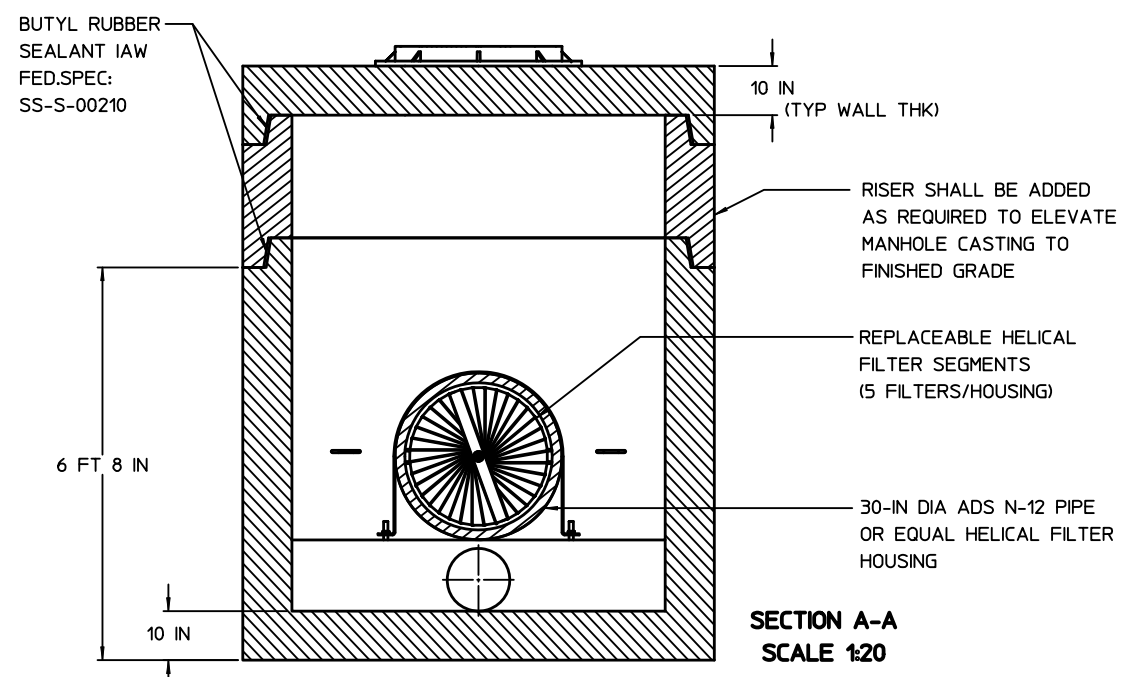


TABLE 1

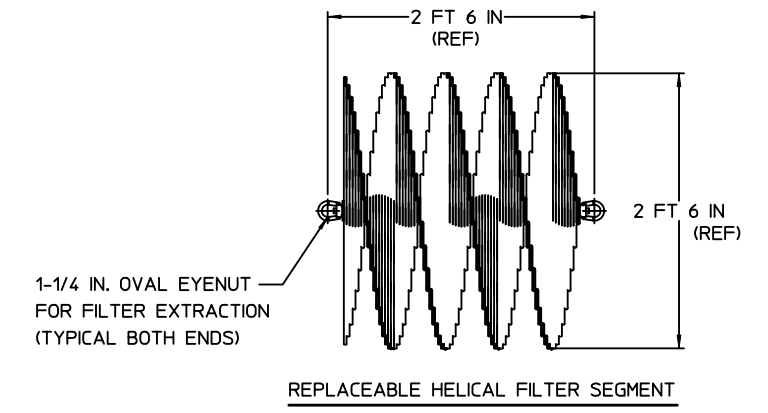
SITE SPECIFIC DATA				
PIPE	DIAMETER	MATERIAL	INVERT ELEVATION	PEAK DISCHARGE
INLET	(IN)		(FT)	
OUTLET	(IN)		(FT)	(CFS)
GRADE ELEVATION (FT)				
TARGET POLLUTANT				
BUOYANCY PREVENTION REQUIRED?				
REMARKS:				



TOP SLAB AND RISER NOT SHOWN FOR CLARITY SCALE: NONE



SECTION A-A SCALE 1:20



NO	QTY	PART NUMBER	DESCRIPTION	REMARKS
BILL OF MATERIALS				
UNLESS OTHERWISE SPECIFIED: REMOVE ALL BURRS; BREAK SHARP EDGES .002 - .020; FELLETS .020 MAX; DIMENSIONS ARE IN INCHES AND INCLUDE CHEMICALLY APPLIED OR PLATED FINISHES; DO NOT SCALE THIS DRAWING.			TOLERANCES: DEC .00 + .01; DEC .000 + .005; FRACT ± 1/16; ANGLE ± 2°; R _a FINISH ✓	
APPROVALS		DATE		
DWN J.PETERS		2/9/09		
ENGR J.PETERS		2/9/09		
MATERIAL		SEE NOTES		
MODEL LINK		9850-1_Assy3		
APVD		FABCO INDUSTRIES, INC. 170 WILBUR PLACE SUITE 12 BOHEMIA NY 11716		
fabco Industries Inc.				
TITLE: STORMSAFE HELIX HF-1 STORMWATER TREATMENT VAULT				
SIZE	CAGE CODE	DWG NO	REV	
D	1P8A4	9850-1-000	A	
SCALE 1/32"=1'		SHEET 1 OF 1		