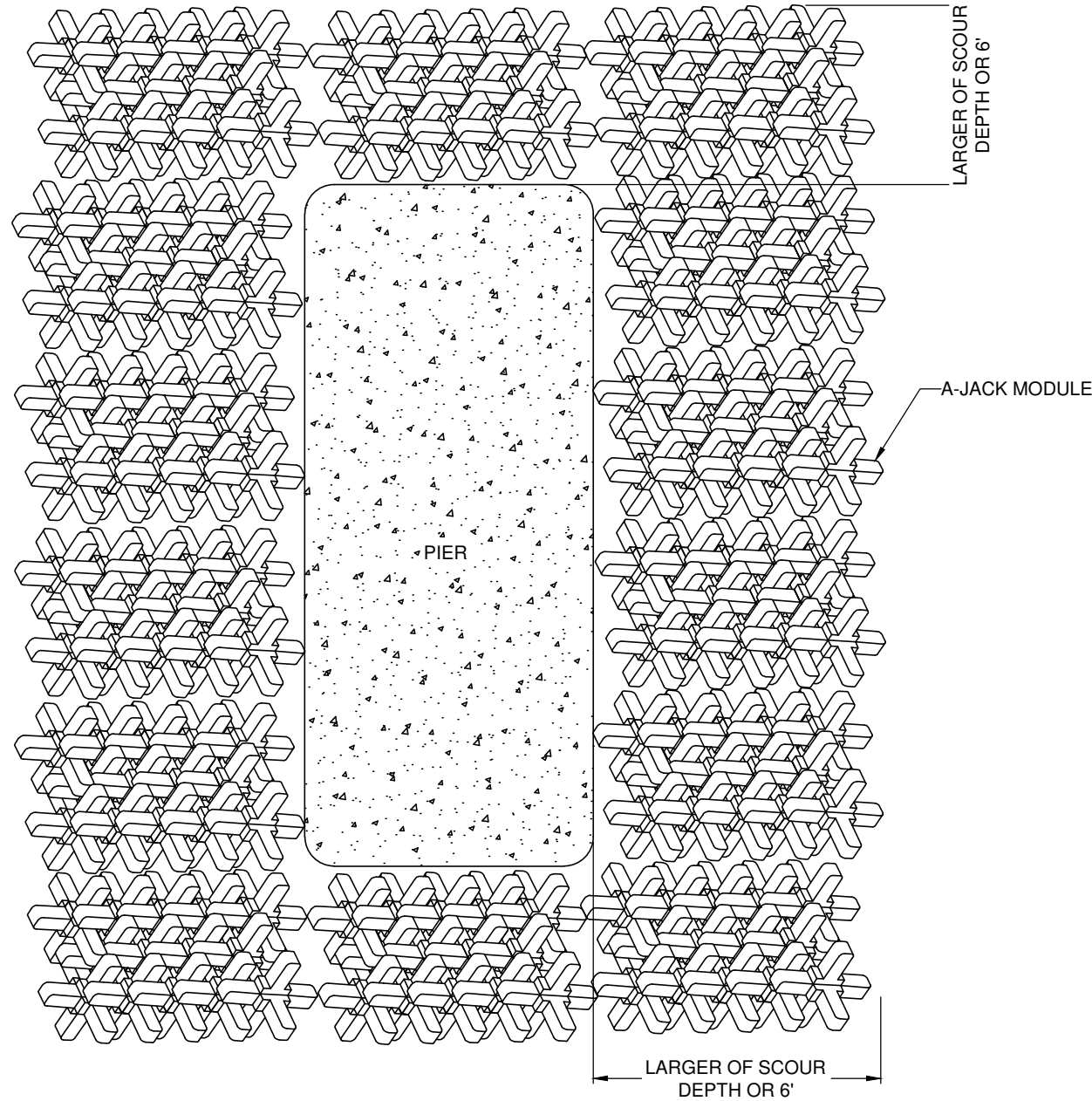
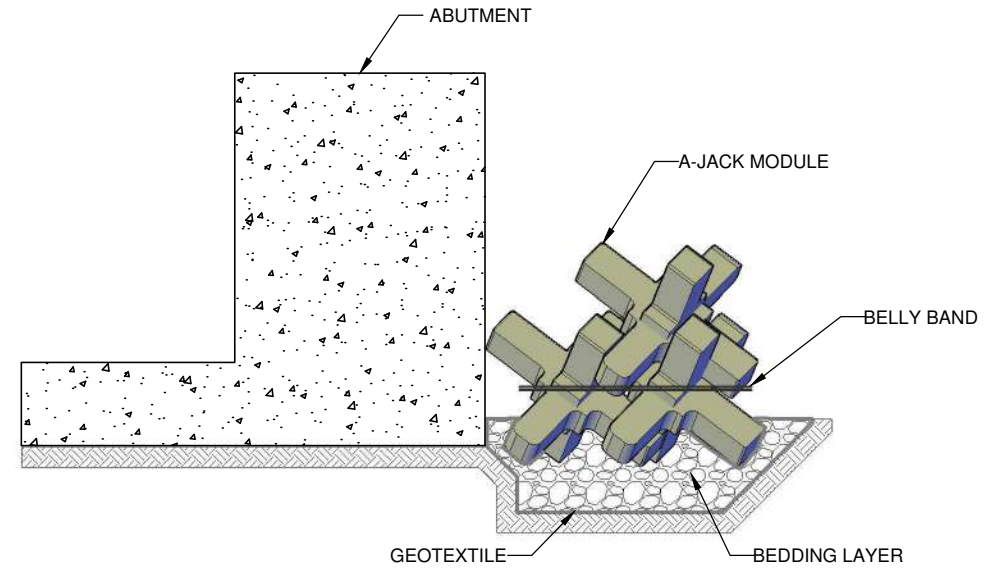


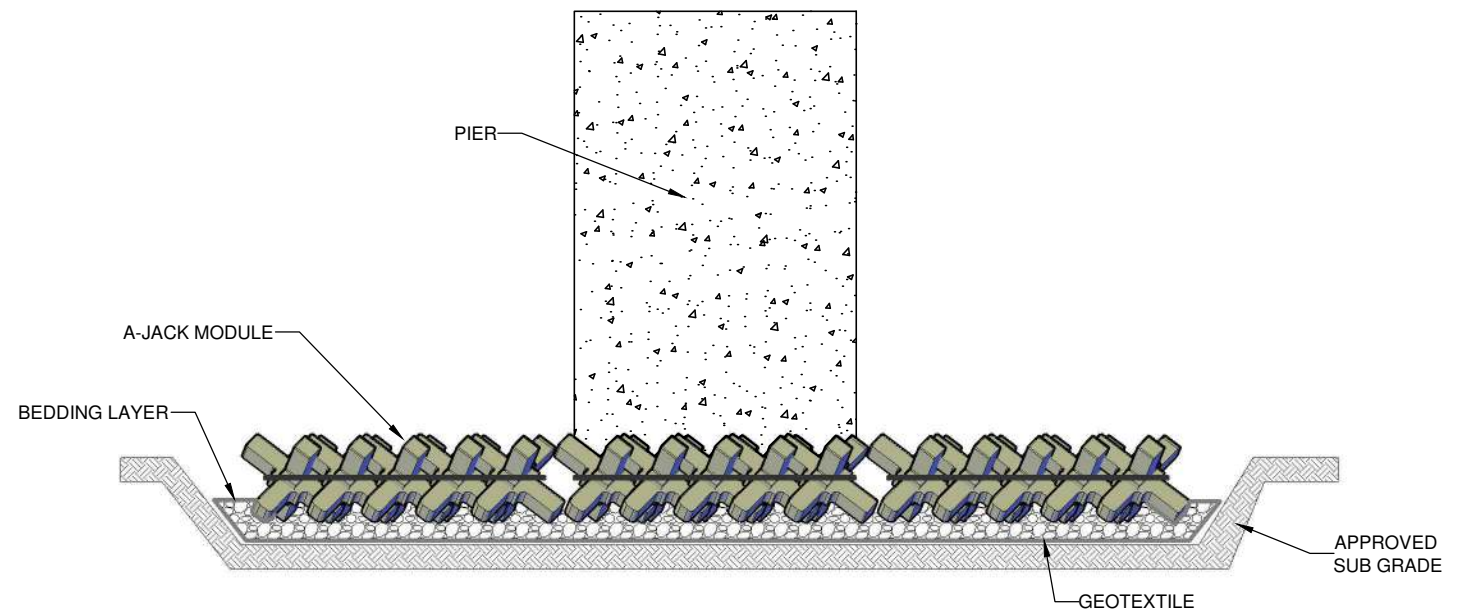
A - JACKS



NOTE: PER FHWA HEC 23 DESIGN GUIDELINE 19.
BRIDGE PIER / PLAN VIEW
 N.T.S.



ABUTMENT / FOOTING DETAIL
 N.T.S.



BRIDGE PIER ELEVATION VIEW
 N.T.S.

I:\COMMON\CAD\ARMORTEC\DETAILS\A-JACKS\DRAWING\PROGRESS\A-JACKS BROCHURE.DWG 12/12/2016 8:37 AM

The design and information shown on this drawing is provided as a service to the project owner, engineer and contractor by Contech Engineered Solutions LLC ("Contech"). Neither this drawing, nor any part thereof, may be used, reproduced or modified in any manner without the prior written consent of Contech. Failure to comply is done at the user's own risk and Contech expressly disclaims any liability or responsibility for such use.

If discrepancies between the supplied information upon which the drawing is based and actual field conditions are encountered as site work progresses, these discrepancies must be reported to Contech immediately for re-evaluation of the design. Contech accepts no liability for designs based on missing, incomplete or inaccurate information supplied by others.

MARK	DATE	REVISION DESCRIPTION	BY

CONTECH
 ENGINEERED SOLUTIONS LLC
 www.ContechES.com
 9025 Centre Pointe Dr., Suite 400, West Chester, OH 45069
 800-338-1122 513-645-7000 513-645-7993 FAX

ARMORTEC
 Erosion Control Solutions
 CONTECH PROPOSAL DRAWING

A - JACKS

PROJECT No.: -	SEQ. No.: -	DATE: 12/08/2016
DESIGNED: DPriest	DRAWN: COC	
CHECKED: DPriest	APPROVED: ----	
SHEET NO.: 1		OF 1

