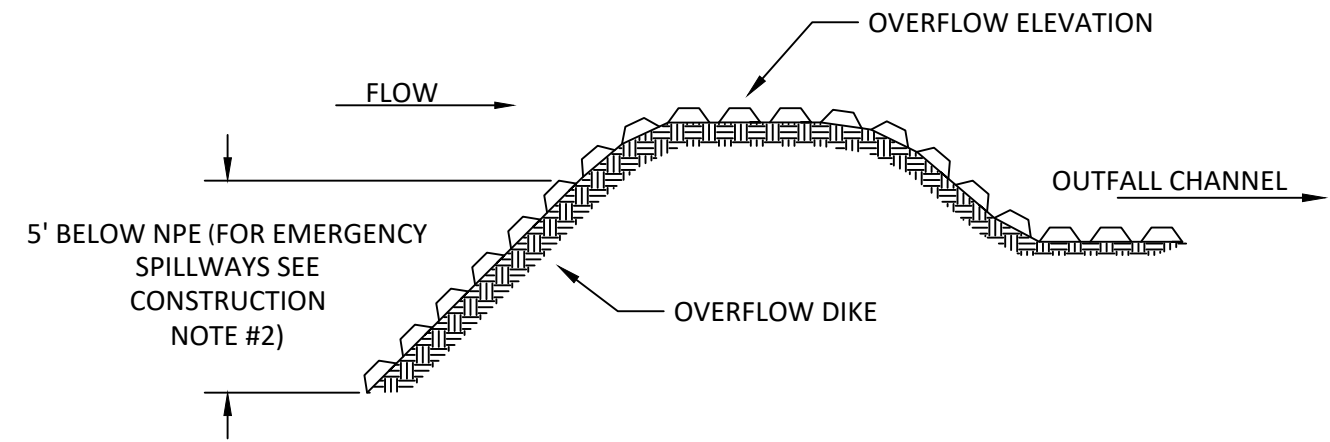
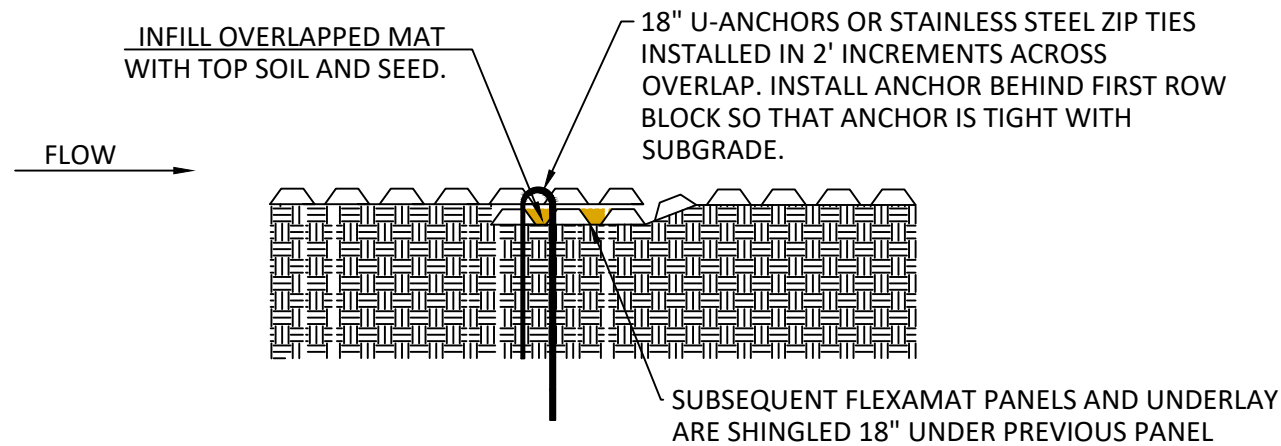


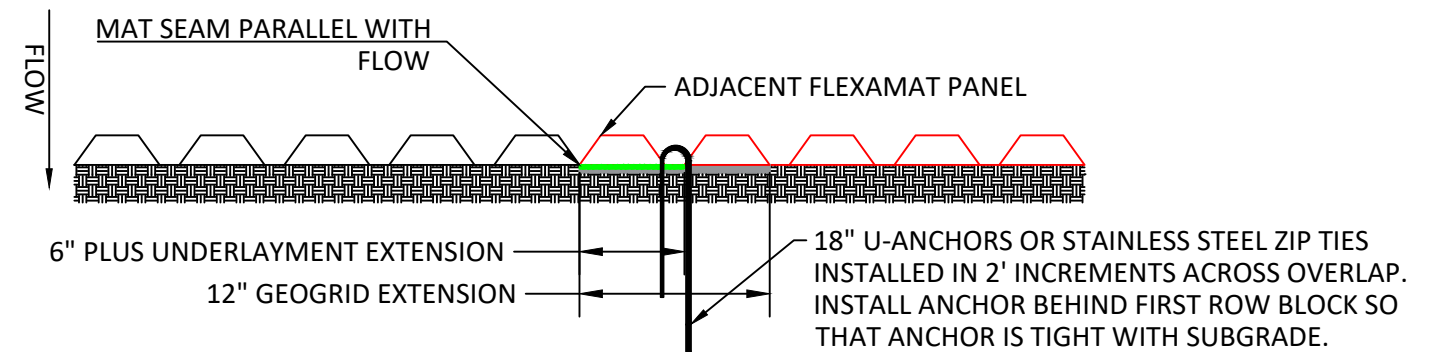
**EMERGENCY SPILLWAY - ISOMETRIC VIEW**



**OVERFLOW DIKE - PROFILE VIEW**



**OVERLAP METHOD FOR SEAMS PERPENDICULAR TO FLOW**



**PROFILE VIEW - LONGITUDINAL SEAMS FOR MAT LAYOUT PARALLEL TO FLOW**

## FLEXAMAT OVERFLOW PLAN AND PROFILE DETAIL

### CONSTRUCTION NOTES:

1. ALL SUBGRADE SURFACES PREPARED FOR PLACEMENT OF MATS SHALL BE SMOOTH AND FREE OF ALL ROCKS, STICKS, ROOTS, OTHER PROTRUSIONS, OR DEBRIS OF ANY KIND. THE PREPARED SURFACE SHALL PROVIDE A FIRM UNYIELDING SUBGRADE FOR THE MATS WITH NO SHARP OR ABRUPT BREAKS IN THE GRADE.
2. MAT SHALL EXTEND 5' BELOW NORMAL POND ELEVATION. (FOR EMERGENCY OVERFLOW INSTALLATIONS EXTEND THE MAT 3' DOWN THE INSIDE FACE OF THE OVERFLOW DIKE.)
3. INSTALL FLEXAMAT PLUS ROLLS. MANUFACTURER RECOMMENDS INSTALLING THE WIDEST MAT POSSIBLE FOR SPILLWAY APPLICATIONS.
  - 3.1. FOR WIDTHS WIDER THAN 16', INSTALL 15.5' WIDE MATS WITH THE GEOGRID AND TRM UNDERLAYMENT EXTENSIONS. INSTALL ADJACENT MAT OVER EXTENSION.
  - 3.2. SECURE LONGITUDINAL ABUTMENT AND PERPENDICULAR OVERLAP SEAMS BY INSTALLING #3 REBAR - 18" U ANCHORS IN 2' INCREMENTS.

**MOTZ  
ENTERPRISES, INC.**

Flexamat

Telephone: (513)772-6689  
Email: [Info@Flexamat.com](mailto:Info@Flexamat.com)  
Webstie: [Flexamat.com](http://Flexamat.com)

